

Scaled data based on original data using
LM-79-08 Approved Method: Electrical and Photometric Measurements of Solid-
State Lighting Products

Test Report Prepared for
Cooper Lighting Solutions
(formerly Eaton)

Brand: STREETWORKS

Report Number: P366997

Luminaire Tested: **PMM-SA1D-727-U-5WQ**

Issue Date: 12/2/2019

Test Information

Test Method: LM-79-08
Report Number: P366997
TEST IS SCALED FROM IESNA LM-79-08 TEST DATA (G2-1910-543-4)
Test Lab: INNOVATION CENTER
Issue Date: 12/2/2019
Manufacturer: COOPER LIGHTING SOLUTIONS (FORMERLY EATON)
Product Line: STREETWORKS
Catalog Number: PMM-SA1D-727-U-5WQ
Description: MESA POST TOP DECORATIVE LUMINAIRE. (1) LIGHTSQUARES WITH 16 LEDS EACH AND TYPE V WIDE OPTICS.
Light Source: -
Ballast/Driver: ELECTRONIC DRIVER

Summary

Lumens per Lamp: N/A
Luminaire Lumens: 6152 lumens
Efficiency: N/A
Efficacy: 91.8 lumens/watt
Luminous Opening: Rectangular (W 0.5' x L: 0.5' x H: 0')
IES Classification: Type V - Short
BUG Rating: B3 - U0 - G2

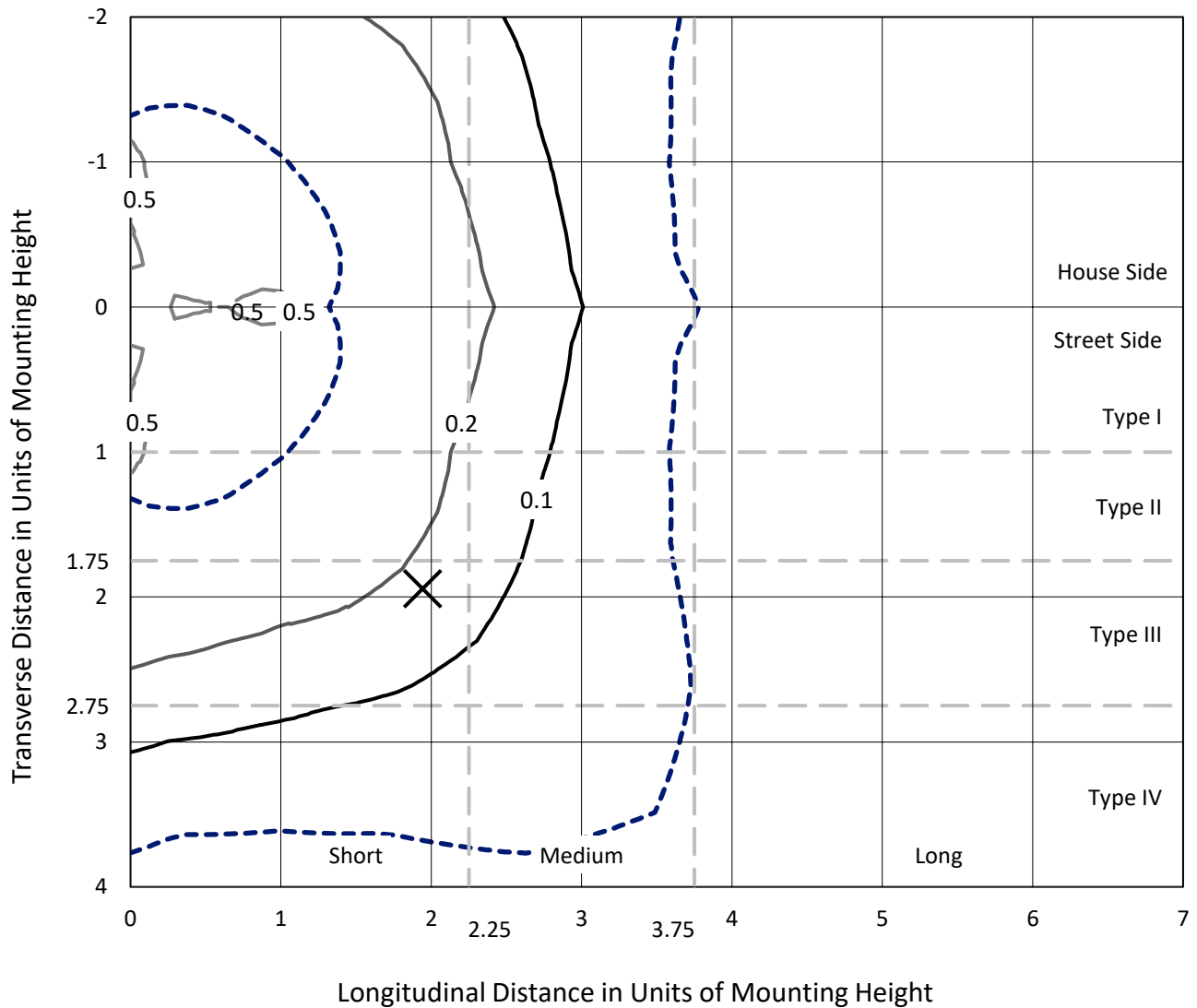
Input Watts (W): 67
Input Voltage (V): NR
Input Current (Ain): NR
Voltage Rise (V): NR
Power Factor: NR
Total Harmonic Distortion (THDi): NR
Frequency (hertz): 60
Stabilization Time: NR
Operation Time: NR
Ambient Temperature (°C): NR
Test Distance: 28.75 FT



REPORT NUMBER: P366997
 CATALOG NUMBER: PMM-SA1D-727-U-5WQ

Iso-Footcandle Lines of Horizontal Illumination

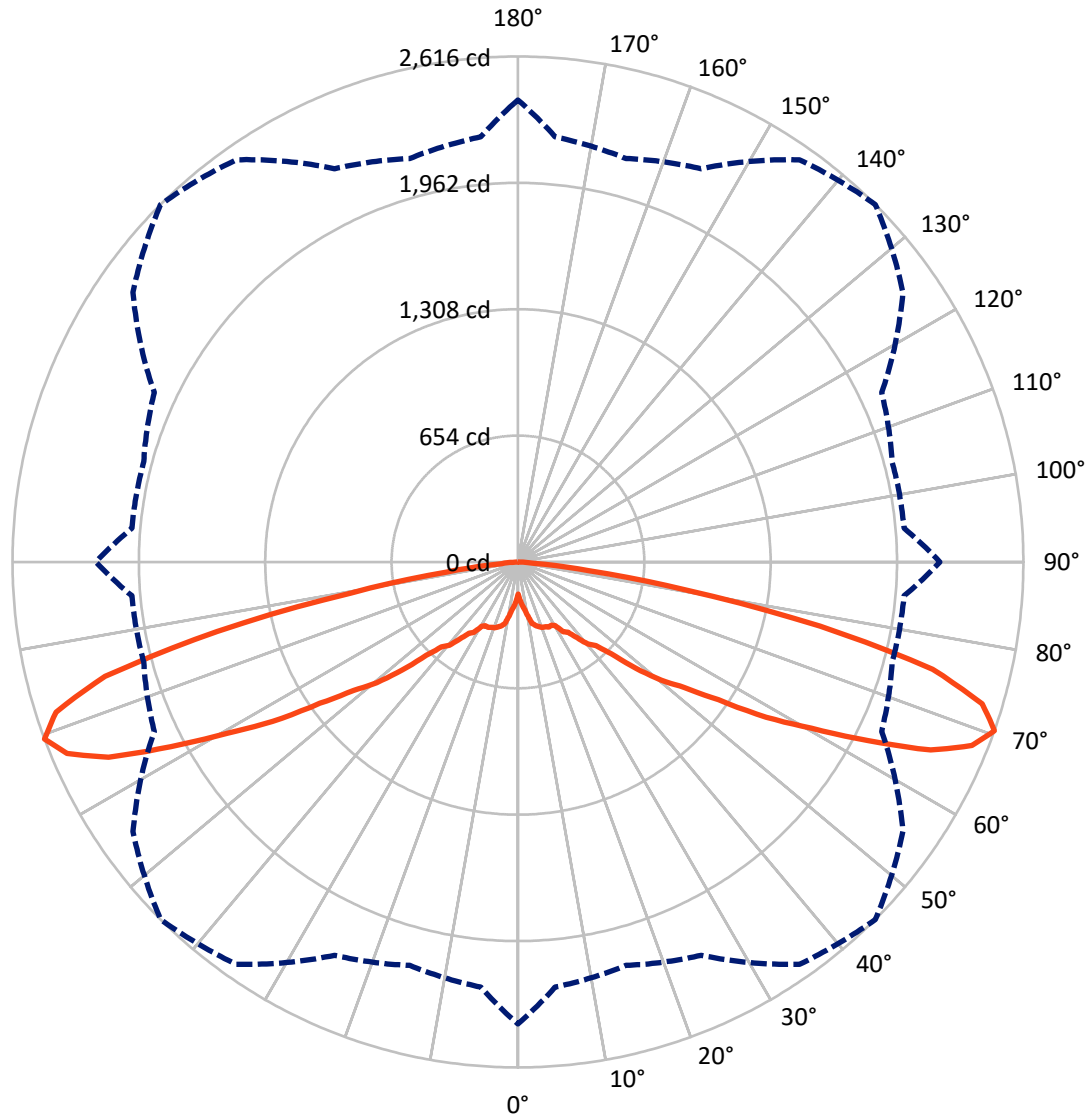
× Max cd
 - - - 1/2 Max cd



Based on 25 foot mounting height. Maximum calculated value = 0.5 fc
 Type V - Short - N/A

REPORT NUMBER: P366997
CATALOG NUMBER: PMM-SA1D-727-U-5WQ

Luminous Intensity Polar Plot



— Vertical Plane Through 45-Deg Lateral - - - Horizontal Cone Through 70-Deg Vertical

REPORT NUMBER: P366997
 CATALOG NUMBER: PMM-SA1D-727-U-5WQ

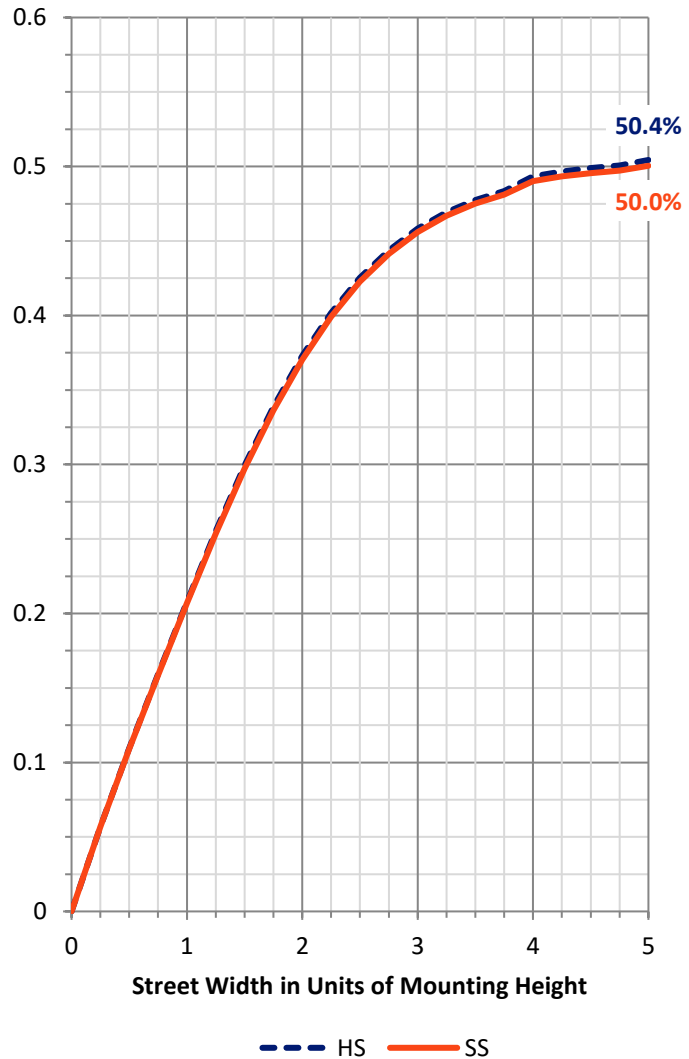
FLUX DISTRIBUTION:

		Downward	Upward	Total
House Side	Lumens	3076.0	0.0	3076.0
	% Fixture	50.0	0.0	50.0
Street Side	Lumens	3076.0	0.0	3076.0
	% Fixture	50.0	0.0	50.0
Total	Lumens	6152.0	0.0	6152.0
	% Fixture	100.0	0.0	100.0

ZONAL LUMENS:

Zone	Lumens	% Fixture
0°-10°	24.2	0.4
10°-20°	96.8	1.6
20°-30°	183.1	3.0
30°-40°	318.9	5.2
40°-50°	609.7	9.9
50°-60°	1182.2	19.2
60°-70°	2070.0	33.6
70°-80°	1555.7	25.3
80°-90°	111.3	1.8
90°-100°	0.0	0.0
100°-110°	0.0	0.0
110°-120°	0.0	0.0
120°-130°	0.0	0.0
130°-140°	0.0	0.0
140°-150°	0.0	0.0
150°-160°	0.0	0.0
160°-170°	0.0	0.0
170°-180°	0.0	0.0
0°-90°	6152.0	100.0
0°-180°	6152.0	100.0

Coefficient of Utilization



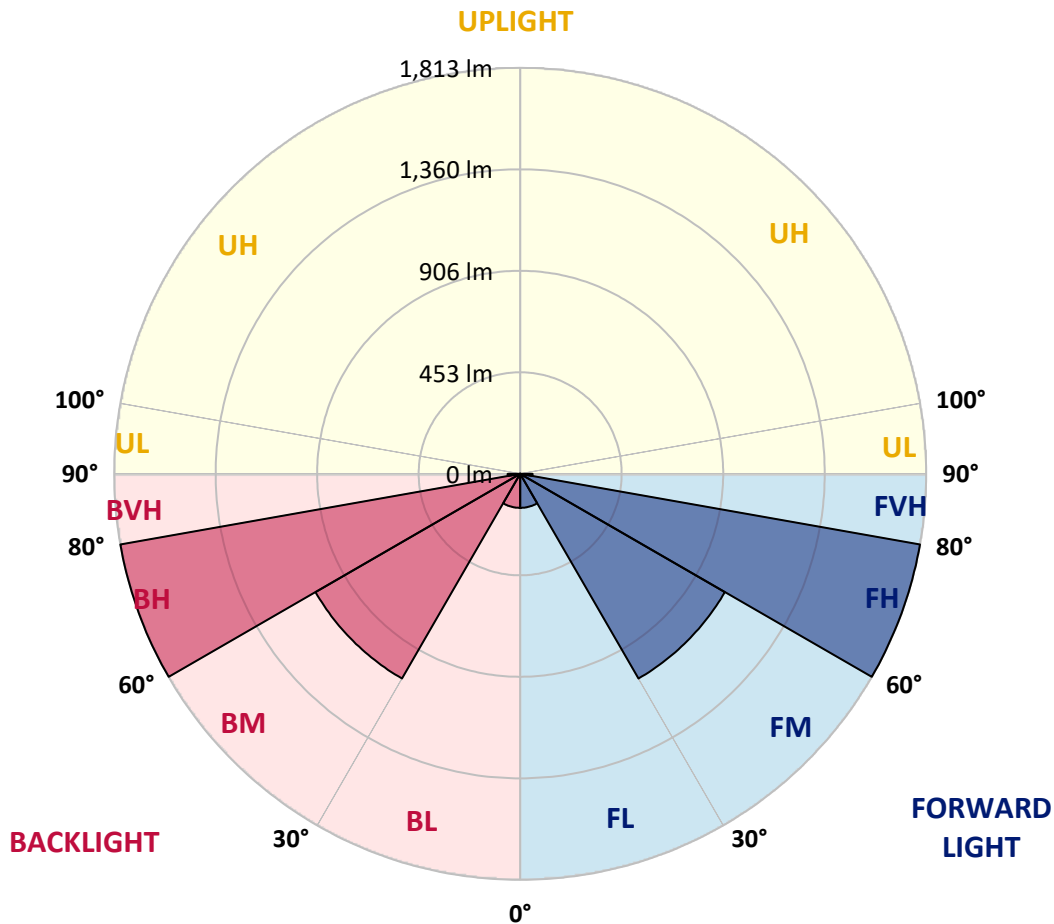
REPORT NUMBER: P366997
 CATALOG NUMBER: PMM-SA1D-727-U-5WQ

LUMINAIRE CLASSIFICATION SYSTEM LUMEN TABLE AND BUG RATING:

Zone	Lumens	% Fixture	Zone Rating/Lumen Limit		
			B	U	G
FL (0°-30°)	152.1	2.5			
FM (30°-60°)	1055.4	17.2			
FH (60°-80°)	1812.9	29.5			G2/5000
FVH (80°-90°)	55.7	0.9			G1/100
BL (0°-30°)	152.1	2.5	B1/500		
BM (30°-60°)	1055.4	17.2	B2/2500		
BH (60°-80°)	1812.9	29.5	B3/2500		G2/5000
BVH (80°-90°)	55.7	0.9			G1/100
UL (90°-100°)	0.0	0.0		U0/0	
UH (100°-180°)	0.0	0.0		U0/0	

BUG Rating: B3-U0-G2

Type V Short





REPORT NUMBER: P366997
 CATALOG NUMBER: PMM-SA1D-727-U-5WQ

CANDELA DISTRIBUTION (FULL):

	0°	5°	15°	25°	35°	45°	55°	65°	75°	85°	90°
0°	166.3	166.3	166.3	166.3	166.3	166.3	166.3	166.3	166.3	166.3	166.3
2.5°	202.4	199.3	189.5	190.0	194.5	195.0	195.5	189.5	188.1	200.2	201.0
5°	257.0	249.9	242.7	239.9	235.6	223.6	236.8	238.2	241.0	250.4	254.6
7.5°	293.6	284.7	274.9	269.0	257.3	247.5	258.2	267.1	272.8	283.3	289.3
10°	300.5	295.2	294.7	284.2	282.1	285.7	285.0	285.2	293.8	294.0	297.6
12.5°	322.2	326.0	318.6	315.0	317.2	326.0	318.8	315.7	317.9	327.7	323.6
15°	350.6	355.1	343.9	338.2	332.5	340.8	333.4	338.9	345.8	353.0	349.4
17.5°	382.1	382.3	367.1	345.8	350.8	352.0	349.4	344.9	364.7	381.9	380.2
20°	399.3	399.0	372.8	343.9	358.7	361.3	358.9	343.4	373.3	396.9	396.2
22.5°	416.9	411.7	380.2	356.8	362.3	364.4	358.9	357.5	380.2	413.1	412.9
25°	426.5	431.0	396.4	381.9	377.3	372.3	377.1	379.5	401.2	433.4	424.1
27.5°	456.3	448.9	401.2	399.8	390.2	370.4	386.9	398.6	399.8	451.8	461.3
30°	483.3	486.1	422.7	424.8	407.4	382.3	407.9	426.5	430.1	486.6	485.7
32.5°	511.9	513.1	460.9	438.7	431.3	430.3	420.5	436.7	464.9	510.3	512.2
35°	555.4	565.1	495.0	465.1	455.8	446.3	454.9	469.4	495.7	563.7	558.9
37.5°	654.9	639.4	569.2	507.4	501.2	497.4	504.3	514.8	568.5	641.0	663.2
40°	724.3	716.9	621.5	577.3	538.2	558.7	542.5	583.0	627.4	717.4	731.7
42.5°	832.0	799.0	700.9	646.3	605.7	591.2	600.2	653.2	709.8	810.0	838.2
45°	935.3	884.5	800.5	752.3	690.7	675.4	687.6	749.9	815.3	894.5	944.1
47.5°	1040.8	988.3	895.9	826.2	775.9	821.5	781.6	840.8	906.0	998.1	1042.2
50°	1150.3	1092.1	1000.9	925.0	920.7	961.1	913.3	943.7	1004.0	1099.5	1151.5
52.5°	1276.1	1213.3	1122.2	1070.9	1080.9	1078.3	1068.7	1063.2	1122.7	1216.4	1278.3
55°	1425.8	1358.0	1285.2	1261.6	1289.2	1259.4	1273.5	1271.6	1280.2	1347.2	1419.5
57.5°	1606.7	1530.0	1457.0	1451.8	1487.3	1515.5	1490.4	1454.4	1439.4	1504.5	1587.3
60°	1834.6	1740.5	1660.4	1643.9	1745.3	1745.1	1722.4	1641.7	1636.0	1709.8	1809.5
62.5°	2086.4	1971.8	1884.2	1858.0	2016.9	2034.8	1964.2	1819.5	1849.1	1908.6	2026.9
65°	2300.2	2162.5	2080.9	2073.7	2268.0	2347.0	2190.9	1993.0	2002.6	2052.0	2180.2
67.5°	2439.6	2273.7	2208.8	2243.4	2484.9	2534.3	2389.2	2109.0	2075.1	2095.7	2248.9
70°	2390.7	2208.3	2161.5	2245.5	2541.0	2615.7	2431.9	2076.6	2004.5	2005.5	2183.5
72.5°	2020.0	1846.5	1868.7	2022.9	2408.3	2513.1	2234.3	1875.6	1728.1	1724.6	1886.1
75°	1335.8	1219.8	1307.4	1547.7	2002.1	2216.4	1851.3	1470.1	1285.2	1225.0	1349.9
77.5°	584.2	569.4	643.2	914.8	1364.9	1597.3	1326.2	960.4	699.0	581.4	635.1
80°	156.6	153.2	192.4	347.0	664.4	879.7	717.6	383.0	200.0	145.6	154.4
82.5°	57.0	58.5	71.4	97.1	218.9	370.4	238.4	111.9	75.7	62.1	62.1
85°	24.8	24.1	34.6	38.9	59.7	83.8	68.5	47.5	38.2	28.6	27.4
87.5°	6.7	8.4	11.7	12.2	15.5	12.6	18.1	16.7	14.3	10.0	8.1
90°	0.0	0.0	0.0	0.0	0.0	0.0	0.0	0.0	0.0	0.0	0.0

(END OF REPORT)